



# Caledonian


## NEK606 Water Blocked Offshore & Marine Cables

www.caledonian-cables.com

marketing@caledonian-cables.com

### Fire Resistant Medium Voltage Power Cables

Water Blocked P7 or P7/P14 BFOU 6/10kV 1C35



### APPLICATIONS

These cables are partially water blocked, fire resistant, flame retardant, low smoke, halogen free and mud resistant, used for fixed installation for medium voltage power.

### STANDARDS

IEC 60092-353

IEC 60092-360

IEC 60332-1

IEC 60332-3-22

IEC 60754-1,2

IEC 61034-1,2

NEK 606

VG 95218 part 29

IEC 60331-21

### VOLTAGE RATING

6/10KV

### CABLE CONSTRUCTION

Conductors: Circular tinned annealed stranded copper to IEC 60228 class 2.

Conductor Screen: Semi conducting material.

Insulation: Mica tape + Halogen free EPR.

Insulation Screen: Semi conducting material and tinned copper wire braid.

Filler: Water blocking fillers, if required.

Bedding: Halogen free compound, PETP wrapping tape will be applied over the bedding, if required.

Armour: Tinned copper wire braid, PETP wrapping tape will be applied over the braiding, if required.

Water Blocking Elements: Water blocking tape and strings for providing longitudinal water tightness.

Inner Sheath: Halogen free thermosetting compound, SHF2 (for TYPE P7), or halogen free mud resistant thermosetting compound, SHF MUD (for TYPE P7/P14), coloured red



# Caledonian

## NEK606 Water Blocked Offshore & Marine Cables

www.caledonian-cables.com

marketing@caledonian-cables.com

Outer Sheath: Polyurethane for providing transversal water tightness, PE is optional, but can not meet low smoke standard.

### PHYSICAL AND THERMAL PROPERTIES

Bending Radius: 15×OD (during installation); 9×OD (fixed installed)

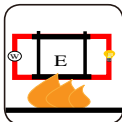
Temperature Range: -20°C ~ +90°C

### TECHNICAL CHARACTERISTICS

Nom. Cross-Section Area	Nom. Conductor Diameter	Maximum Resistance @20°C	Continuous Current Rating @45°C 1 Core	Short Circuit Current 1s
mm <sup>2</sup>	mm	Ohm/km	A	A
35	7.4	0.529	157	5010

### DIMENSION AND PARAMETERS


No. of Cores × Cross-sectional Area	Nominal Insulation Thickness	Nominal Bedding Thickness	Nominal Inner Sheath Thickness	Nominal Outer Sheath Thickness	Nom. Overall Diameter	Cable Weight
No. × mm <sup>2</sup>	mm	mm	mm	mm	mm	kg/km
1×35	3.4	1.7	1.2	1.2	30.9±2	1386




Circuit Integrity  
IEC 60331-21



Flame Retardant  
IEC 60332-1



Halogen Free  
IEC 60754-1



Low Corrosivity  
IEC 60754-2



Low Smoke Emission  
IEC 61034-2



Reduced Fire Propagation  
IEC 60332-3-22